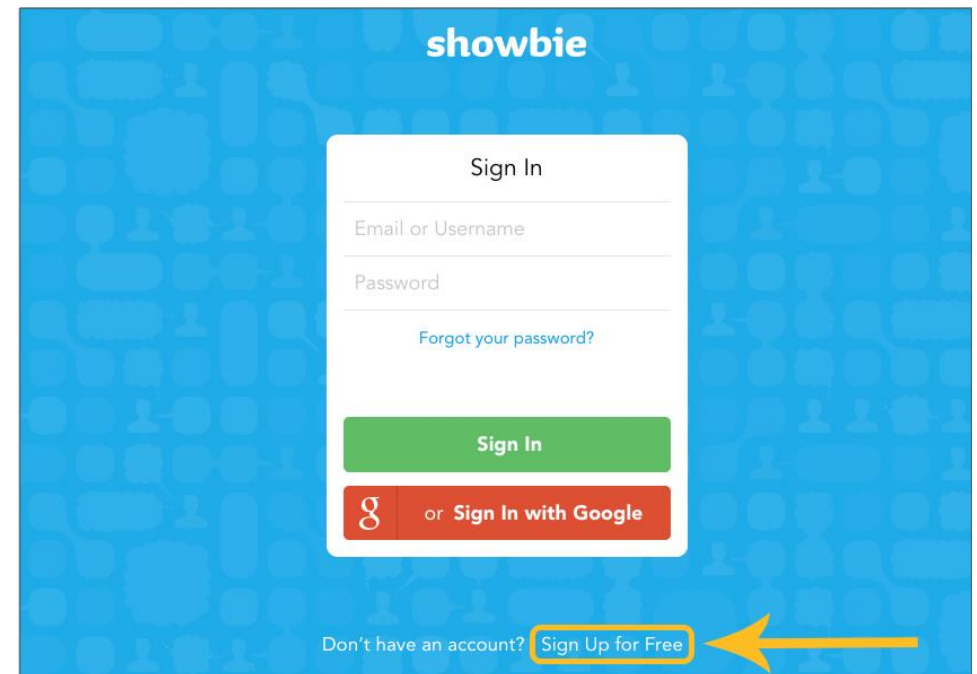
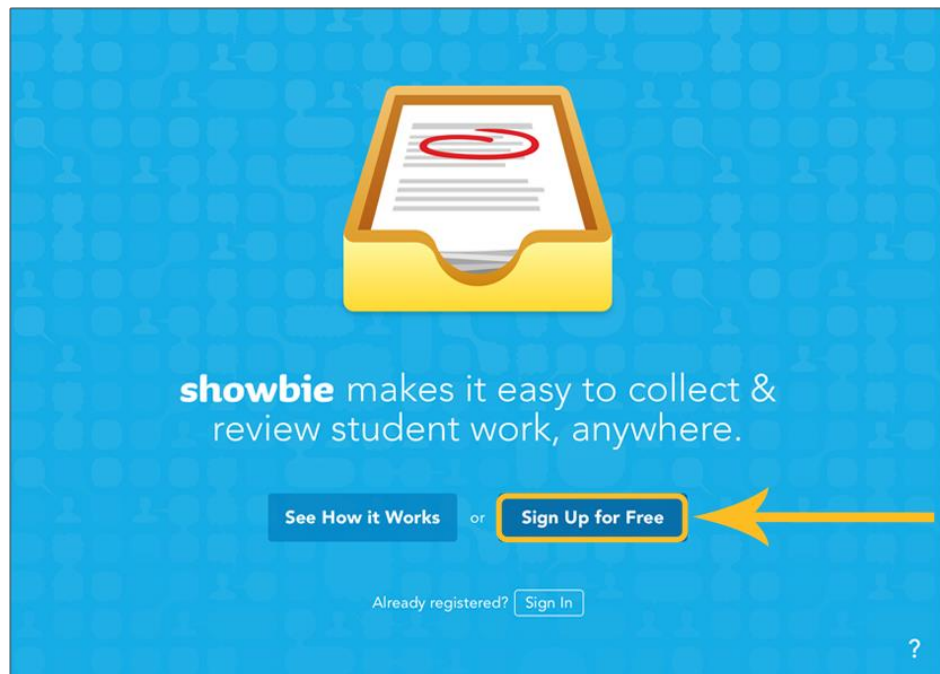


## Signing up as a Parent

Create a parent account to start using Showbie

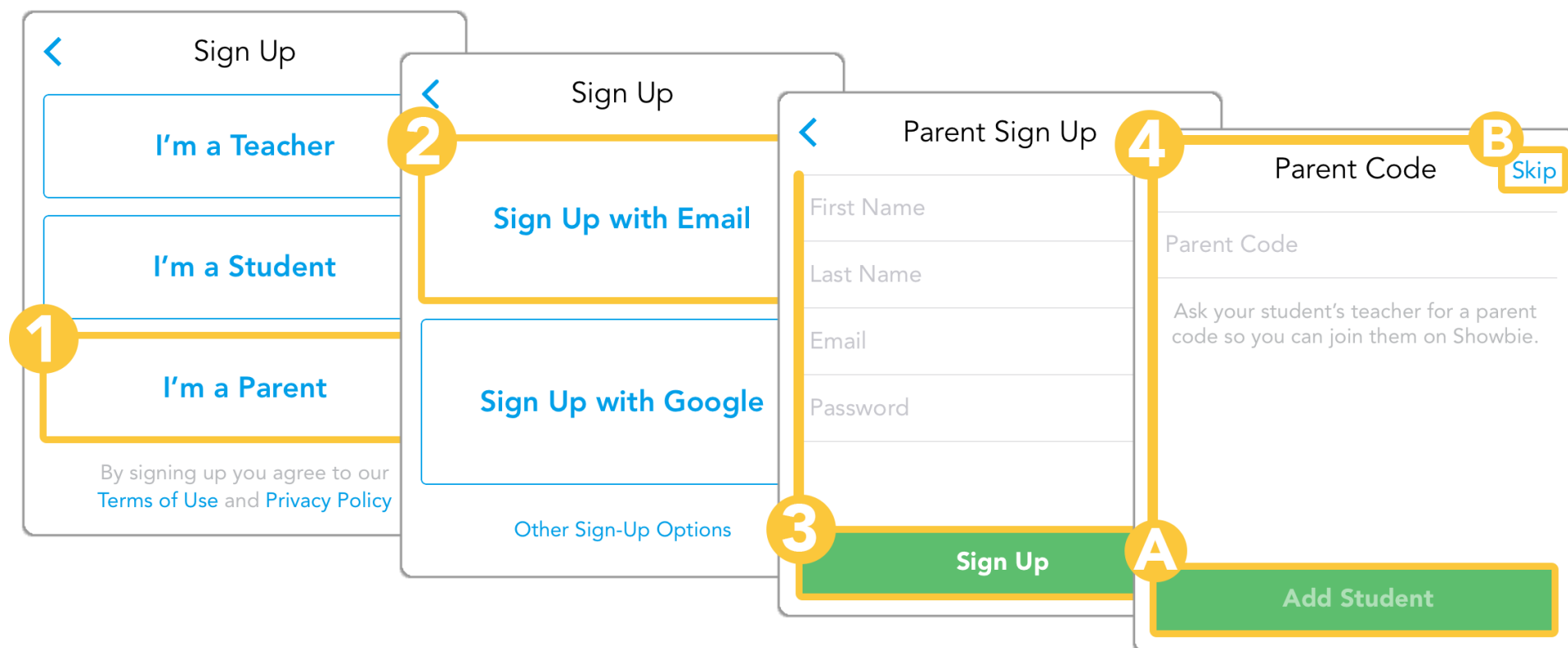
Use Showbie to connect with your child and keep updated on their school work!

Showbie can be used on an iOS device or the web app through any web browser. Install the [Showbie app](#) or go to [my.showbie.com](https://my.showbie.com) to get started!



*From left to right: iOS and Web*

Tap on *Sign up for Free* and you're on the way to making an account!



- Tap on *I'm a Parent*
- Choose to sign up with email or Google. You can also choose *Other Sign-up Options* to sign up using Microsoft. [Here's a guide for more information.](#)
- Set a name, email, and password for your account
- If you have a *parent code* already, you can enter it now or *Skip* and save it for later

## What will parents have access to in Showbie?

Parents will be able to access their child's portfolio by default. If parent access is enabled in a class then parents will also be able to access their child's assignment folders in that class. With access to a class, parents can't add files or comments but will be able to see the assignments just as their child sees it – update indicators, due dates, grades etc.

The screenshot displays the Showbie app interface. On the left is a sidebar with a 'Students' header and a plus icon. Below it, two student profiles are listed: 'Christy' and 'Craig'. Under 'Christy', there is a 'Portfolio' section with 8 items, highlighted in blue, and an 'All Assignments' section with 2 assigned and 6 collected items. Under 'Craig', there is a 'Classes' section with 5 classes. At the bottom of the sidebar are icons for 'Students' and 'Groups'. The main area is titled 'Christy's Portfolio'. It shows a list of assignments organized by date. The first date is 'DECEMBER 14, 2016', with an assignment titled 'Butterfly Lifecycle' by Ms. Hansen, categorized under 'Butterfly Lifecycle Science'. The next date is 'NOVEMBER 23, 2016', featuring a 'Voice Note' by Christy Young for 'In a Restaurant Exercise Spanish' and a 'Thesis Final Hand In' by Christy Young for 'Writing a Thesis Language Arts'. Below this, a yellow feedback bubble from Ms. Hansen says '10/10 Great work Christy!' for 'Butterfly Lifecycle Science'. The date 'DECEMBER 15, 2015' follows, with another yellow feedback bubble from Ms. Hansen saying 'A Good job!' for 'Water Molecules Science'. The final assignment is 'Term Paper' by Ms. Hansen for 'Water Molecules Science', marked with a blue question mark icon.

Christy's Portfolio	
DECEMBER 14, 2016	
<b>Butterfly Lifecycle</b>	Ms. Hansen Butterfly Lifecycle Science
NOVEMBER 23, 2016	
<b>Voice Note</b>	Christy Young In a Restaurant Exercise Spanish
<b>Thesis Final Hand In</b>	Christy Young Writing a Thesis Language Arts
<b>10/10</b> Great work Christy!	Ms. Hansen Butterfly Lifecycle Science
DECEMBER 15, 2015	
<b>A</b> Good job!	Ms. Hansen Water Molecules Science
<b>Term Paper</b>	Ms. Hansen Water Molecules Science ?

This is a parent's view of a class that has enabled parent access. Parents can also open the files but will not be able to add annotations or upload their own files.

This piece of work has been submitted as it has a paperclip.

Science

All Assignments  
3 assigned / 5 collected

Astronomy  
1 assigned / 1 collected

Water Cycle  
2 assigned / 2 collected

COLLECTED

**Butterfly Lifecycle**  
Due May 11 at 16:00

Ideas and Evidence in Science  
Due January 4 at 16:00

Students Groups

Butterfly Lifecycle

Ms. Hansen  
Sept 22, 2017

Great work Keith! I've added this project to your portfolio.

Ms. Hansen  
Jan 31, 2017

Feedback

Ms. Hansen  
Nov 21, 2016

Hi class, we'll be filling out this butterfly lifecycle sheet while on our museum field trip next week. One of the planned activities is in the bug room with the museum's resident expert

Ms. Hansen  
Nov 21, 2016

Please review this diagram before our field trip so you're ready to go when we get there.

Ms. Hansen  
Nov 21, 2016

Butterfly Lifecycle

This piece of work has received feedback denoted by the red circle.

## How do I know if my child has submitted work?

The paperclip icon beside the student's name indicates that they've submitted their work.

However, the paperclip only denotes that something has been submitted. The only way to check if it has been fully completed is to look at the document itself.

If your child has received feedback on their assignment, a red circle appears next to their name. This red circle will not disappear, even if new changes have been made to that student's assignment.



▶ Voice Note



Monday 18th May Chapter 10 answers



Monday 18th May Chapter 10 analysis Part 1



▶ Voice Note



Well done for joining today's live lesson Yr 10-it was wonderful to speak to you and guide you through the end of the novella. Well done to those who contributed to the chat-excellent answers from all! As I said, please let me know how you are finding the volume of work and email if you need any support at all. Below is the activities to complete for tomorrow's lesson. Please can this be done prior to our next live lesson on Monday where we will go through answers and you'll have time to add to your notes. Mrs C



Wed and Thurs 13th-14th May Chapter 10



For our double lesson tomorrow, we will be starting off with a Teams live lesson where we will recap some of Chapter 10 and finish reading as a class. I will then set you off on some consolidation work. It is important that you all join this lesson (please 'send response' and it will

Mrs. C  
May 1

Mrs. C  
May 1

Mrs. C  
May 1

Mrs. C  
May 1









Mrs. C  
May 13 12:26pm

Mrs. Capstick  
May 12 8:24pm

Mrs. Capstick  
May 12 9:03am

**How will I know if my child has received feedback? What might this feedback look like?**

There are a variety of ways teachers will give feedback to students. If using Showbie, they may leave a Voice Note, written feedback, annotated the student's work or given whole class feedback.

	<b>Blue arrow</b>	There's been a new change to this class/assignment
	<b>Blue bar</b>	New additions or changes in this assignment folder
	<b>Red bar</b>	New additions or changes were made after the due date
	<b>Red circle</b>	The teacher has given feedback to this student
	<b>Paper clip</b>	The student has submitted work
	<b>Paper clip w/red clock</b>	The student has submitted work after the due date
	<b>Blue Pen</b>	Document has been annotated – you can tap it on your iPad to view activity history. It turns blue when new annotations have been done.
	<b>Red clock</b>	Annotation was added after the assignment due date

## Codes and icons on Showbie.

There are many different codes on Showbie. Here are a few that may help you to navigate the learning platform.

## How do I change my notifications settings in Showbie?

You can change your notification preferences so that you receive emails and/or notifications to stay updated on any changes made. The button in your notification settings will be white if it's turned off, or if the notification is turned on, it'll be blue.

The setting can be found in the drop down menu under your username in the top right of the screen.

